



www.offmax.com.hk

offmax[®] **Offmax Limited 奧美斯傢具有限公司**
Offmax Supplies Co., Ltd 奧美斯洋行

Hong Kong Head Office / Showroom* 香港總辦事處 / 展廳
10/F., North Point Industrial Building, 499 King's Road, North Point, Hong Kong
香港北角英皇道499號, 北角工業大廈10樓
Tel 電話 : (852) 2838 3830 Fax 傳真 : (852) 2553 0088
Email 電郵 : enquiry@offmax.com.hk

*Please make appointment before visiting our showroom
*如欲參觀, 敬希預約

Shanghai Sales Office 上海辦公室
Tel 電話 : (86) 021-6167 3668

All rights reserved. Any reproduction or modification in any form or by any means without prior written permission is illegal and strictly prohibited.
本冊版權為奧美斯所有, 未經書面同意, 任何單位或個人不得以任何方式或理由使用、複製、修改、抄錄或傳播圖冊內述的任何部分。

With continuous product development, design and specification are subjected to possible modification without prior notice.
為不斷改良產品質量, 設計及規格日後若有更改, 恕不另外通知。

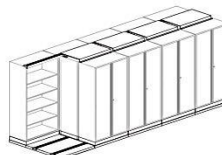
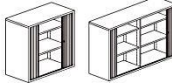
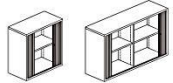
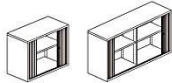
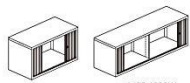
SWC Series



SWC CABINETS

SWC steel cabinet is your unparalleled choice when it comes to reliability, while completed with numerous options on style and storage content, SWC can also be available in bright and stylish colour, a little twist in details give you a completely different experience.





Double Tambour Door Cabinet (Upper Use)
 SC-CEAYU080045047C 800W x 450D x 470H/mm
 SC-CEAYU090045047C 900W x 450D x 470H/mm
 SC-CEAYU100045047C 1000W x 450D x 470H/mm
 SC-CEAYU120045047C 1200W x 450D x 470H/mm
 SC-CEAYU140045047C 1400W x 450D x 470H/mm
 SC-CEAYU150045047C 1500W x 450D x 470H/mm
 SC-CEAYU160045047C 1600W x 450D x 470H/mm

Double Tambour Door Cabinet (Upper Use)
 SC-CEAYU080045072C 800W x 450D x 720H/mm
 SC-CEAYU090045072C 900W x 450D x 720H/mm
 SC-CEAYU100045072C 1000W x 450D x 720H/mm
 SC-CEAYU120045072C 1200W x 450D x 720H/mm
 SC-CEAYU140045072C 1400W x 450D x 720H/mm
 SC-CEAYU150045072C 1500W x 450D x 720H/mm
 SC-CEAYU160045072C 1600W x 450D x 720H/mm

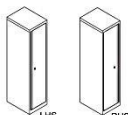
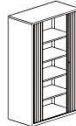
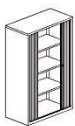
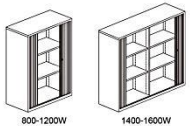
Double Tambour Door Cabinet (Upper Use)
 SC-CEAYU080045088C 800W x 450D x 880H/mm
 SC-CEAYU090045088C 900W x 450D x 880H/mm
 SC-CEAYU100045088C 1000W x 450D x 880H/mm
 SC-CEAYU120045088C 1200W x 450D x 880H/mm
 SC-CEAYU140045088C 1400W x 450D x 880H/mm
 SC-CEAYU150045088C 1500W x 450D x 880H/mm
 SC-CEAYU160045088C 1600W x 450D x 880H/mm

Double Tambour Door Cabinet (Upper Use)
 SC-CEAYU080045104C 800W x 450D x 1040H/mm
 SC-CEAYU090045104C 900W x 450D x 1040H/mm
 SC-CEAYU100045104C 1000W x 450D x 1040H/mm
 SC-CEAYU120045104C 1200W x 450D x 1040H/mm
 SC-CEAYU140045104C 1400W x 450D x 1040H/mm
 SC-CEAYU150045104C 1500W x 450D x 1040H/mm
 SC-CEAYU160045104C 1600W x 450D x 1040H/mm

Front 4 Layers, Mid 4 Layers & Back 5 Layers Sliding Cabinet
 SC-CNN35458142016 4580W x 1420D x 160H/mm
 SC-CNN35508142016 5080W x 1420D x 160H/mm

Double Tambour Door Cabinet (Lower Use)
 SC-CEAYL080045072C 800W x 450D x 720H/mm
 SC-CEAYL090045072C 900W x 450D x 720H/mm
 SC-CEAYL100045072C 1000W x 450D x 720H/mm
 SC-CEAYL120045072C 1200W x 450D x 720H/mm
 SC-CEAYL140045072C 1400W x 450D x 720H/mm
 SC-CEAYL150045072C 1500W x 450D x 720H/mm
 SC-CEAYL160045072C 1600W x 450D x 720H/mm

Double Tambour Door Cabinet (Lower Use)
 SC-CEAYL080045088C 800W x 450D x 880H/mm
 SC-CEAYL090045088C 900W x 450D x 880H/mm
 SC-CEAYL100045088C 1000W x 450D x 880H/mm
 SC-CEAYL120045088C 1200W x 450D x 880H/mm
 SC-CEAYL140045088C 1400W x 450D x 880H/mm
 SC-CEAYL150045088C 1500W x 450D x 880H/mm
 SC-CEAYL160045088C 1600W x 450D x 880H/mm

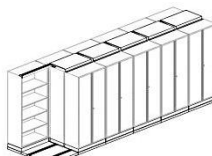


Double Tambour Door Cabinet (Lower Use)
 SC-CEAYL080045136C 800W x 450D x 1360H/mm
 SC-CEAYL090045136C 900W x 450D x 1360H/mm
 SC-CEAYL100045136C 1000W x 450D x 1360H/mm
 SC-CEAYL120045136C 1200W x 450D x 1360H/mm
 SC-CEAYL140045136C 1400W x 450D x 1360H/mm
 SC-CEAYL150045136C 1500W x 450D x 1360H/mm
 SC-CEAYL160045136C 1600W x 450D x 1360H/mm

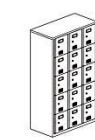
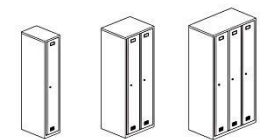
Double Tambour Door Cabinet (Lower Use)
 SC-CEAYL080045161C 800W x 450D x 1610H/mm
 SC-CEAYL090045161C 900W x 450D x 1610H/mm
 SC-CEAYL100045161C 1000W x 450D x 1610H/mm
 SC-CEAYL120045161C 1200W x 450D x 1610H/mm
 SC-CEAYL140045161C 1400W x 450D x 1610H/mm
 SC-CEAYL150045161C 1500W x 450D x 1610H/mm
 SC-CEAYL160045161C 1600W x 450D x 1610H/mm

Double Tambour Door Cabinet (Lower Use)
 SC-CEAYL080045208C 800W x 450D x 2080H/mm
 SC-CEAYL090045208C 900W x 450D x 2080H/mm
 SC-CEAYL100045208C 1000W x 450D x 2080H/mm
 SC-CEAYL120045208C 1200W x 450D x 2080H/mm
 SC-CEAYL140045208C 1400W x 450D x 2080H/mm
 SC-CEAYL150045208C 1500W x 450D x 2080H/mm
 SC-CEAYL160045208C 1600W x 450D x 2080H/mm

Wardrobe Cabinet
 SC-CEAYL080045111C 400W x 500D x 1110H/mm
 SC-CLL11040050111C 400W x 500D x 1360H/mm
 SC-CLL11040050136C 400W x 500D x 1610H/mm
 SC-CLL11040050161C 400W x 500D x 1860H/mm
 SC-CLR11040050111C 400W x 500D x 1110H/mm
 SC-CLR11040050136C 400W x 500D x 1360H/mm
 SC-CLR11040050161C 400W x 500D x 1610H/mm



Front 5 Layers, Mid 5 Layers & Back 6 Layers Sliding Cabinet
 SC-CNN36549142016 5496W x 1420D x 160H/mm
 SC-CNN36609142016 6096W x 1420D x 160H/mm



Lockers
 SC-CLN11033051180C 335W x 515D x 1800H/mm
 SC-CLN21061051180C 618W x 515D x 1800H/mm
 SC-CLN31090051180C 900W x 515D x 1800H/mm

Lockers
 SC-CLN12033051180C 335W x 515D x 1800H/mm
 SC-CLN22061051180C 618W x 515D x 1800H/mm
 SC-CLN32090051180C 900W x 515D x 1800H/mm

Lockers
 SC-CLN33090045180C 900W x 450D x 1800H/mm
 SC-CLN34090045180C 900W x 450D x 1800H/mm
 SC-CLN35090045180C 900W x 450D x 1800H/mm

Combination of 2 Layers Sliding Cabinet

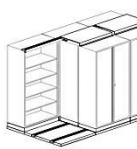
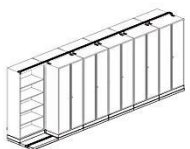


Front 1 Layer & Back 2 Layers Sliding Cabinet
 SC-CNN22183093016 1832W x 935D x 160H/mm
 SC-CNN22203093016 2032W x 935D x 160H/mm

Front 2 Layer & Back 3 Layers Sliding Cabinet
 SC-CNN23274093016 2748W x 935D x 160H/mm
 SC-CNN23304093016 3048W x 935D x 160H/mm

Front 2 Layer & Back 4 Layers Sliding Cabinet
 SC-CNN24366093016 3664W x 935D x 160H/mm
 SC-CNN24406093016 4064W x 935D x 160H/mm

Front 2 Layer & Back 5 Layers Sliding Cabinet
 SC-CNN25458093016 4580W x 935D x 160H/mm
 SC-CNN25508093016 5080W x 935D x 160H/mm



Front 2 Layer & Back 6 Layers Sliding Cabinet
 SC-CNN26549093016 5496W x 935D x 160H/mm
 SC-CNN26609093016 6096W x 935D x 160H/mm

Front 1 Layer, Mid 1 Layer & Back 2 Layers Sliding Cabinet
 SC-CNN32183142016 1832W x 1420D x 160H/mm
 SC-CNN32203142016 2032W x 1420D x 160H/mm

Front 2 Layers, Mid 2 Layers & Back 3 Layers Sliding Cabinet
 SC-CNN3274142016 2748W x 1420D x 160H/mm
 SC-CNN3304142016 3048W x 1420D x 160H/mm

Front 3 Layers, Mid 3 Layers & Back 4 Layers Sliding Cabinet
 SC-CNN34366142016 3664W x 1420D x 160H/mm
 SC-CNN3406142016 4064W x 1420D x 160H/mm

- Steel made w/ Epoxy Powder Coating
- w/ Full Range of Height and Width Options
- Available in Open Shelf, Sliding Door, Swing Door
- Also have Drawer / Locker Version
- w/ Recessed Handle for Safety Concern

